

SEW WHAT'S NEW

Kramer's Sew and Vac Serving Greater Cincinnati Area Since 1947

INSIDE THIS ISSUE

Special Events	1
Class Policies	2, 4
Class Descriptions	2 - 7
Coupons	8


AMANDA *AM* MURPHY



Amanda Murphy will be here on Dec 9 and 10! Join us on one or both days for fun filled classes with the one and only.... Amanda Murphy! Sunday is all about Free-Motion and Monday we will make a Whole-Cloth Quilt using rulers!

Quilting Notebook: Free-Motion Quilting

Learn to quilt with Amanda's favorite free-motion patterns. From paisleys and swirls, to florals and feathers, we've got you covered!



Sunday, Dec 9
10a-4p

Cost: \$150
Fabric Included

Campus: Holiday Inn—EastGate Mall
4501 Eastgate Blvd
Cincinnati, OH 45245

Wholecloth Quilt (with rulers and embroidery)

This class really covers it all. Learn to work with basic **BERNINA** ruler shapes in the morning while we run an embroidery design on the quilt sandwiches in the front of the room. Come see the type of quilting large hoops can do with embroidery. In the afternoon, create a beautiful background behind the machine-embroidered feather using your newfound skills!



Monday, Dec 10
9a-3p

Cost: \$150
Fabric Included

Campus: Holiday Inn—EastGate Mall
4501 Eastgate Blvd
Cincinnati, OH 45245

Call 513-891-5005 to reserve your spot now!!

Come see us at our **BERNINA** and **Brother** booths!
Sept 20-22, 2018, Thurs & Fri: 10 - 6 and Sat: 10 - 5

ORIGINAL Sewing & Quilt E X P OSM
What will you *Create* today?
September 20, 21 & 22, 2018
Cincinnati, OH | Sharonville Convention Center
shopping | classes | quilts | fashion
sewingexpo.com

AU ANITA'S UNIVERSITY
NEXT LEVEL EMBROIDERY 301

Class is Open!

From

ANITA'S UNIVERSITY

We are excited to announce the newest class offering to hit the Anita's University campus, Next Level Embroidery 301! Whether you have attended our prior 101 or 201 classes from Anita's University, or if this is your first time, you'll be amazed at the new things that you will learn! During the 301 class, we are going to explore many different embroidery techniques; heirloom stitching, free standing lace, and coloring your embroidery project. We'll take a closer look at unique appliqué methods such as watercolor appliqué, reverse appliqué, ghost stitch appliqué and so many more. Thinking outside the hoop, we'll visit dimensional designs through button-up embroidery & our reverse trapunto method. This is only the beginning of the education you'll receive, and we can't even describe how much fun you'll have! ...Do not get left behind by your classmates, register for Anita University's newest class offering, Next Level Embroidery 301!

Sign up today and receive the following:

- * **Over 130+** designs on a USB stick to take home!
- * Top-grade educational tutorials printed in full color in a **3-ring binder** - over 150 pages!
- * Take advantage of unique appliqué and embroidery & designs! An opportunity to win prizes, shop our products at great prices, and take advantage of dealer machine specials!

Date: Friday, October 19 10a-5p
and Saturday, October 20 10a-4p

Campus: Cincinnati Eastgate Holiday Inn, 4501 Eastgate Blvd, Cincinnati, OH 45245

Tuition: \$99.00

Stay Connected

Receive our newsletters, announcements and money saving coupons by email. Sign up at our website:

kramersews.com

Like us on **facebook** and join the fun ...
<https://www.facebook.com/kramers.sews/>

Kramer's Sew and Vac Center

9907 Montgomery Road
Cincinnati, OH 45242

513.891.5005

kramers@fuse.net

kramersews.com

CLASSES AND POLICIES

CLASS POLICIES

Sewing and Embroidery Classes

Currently you cannot sign up for classes or special events on our website. Please call Kramer's at 513-891-5005 to register. Unless noted, all classes are for adults 18 and older. Kramer's offers Kids Sew Camp for ages 8 and up.

Please bring your sewing machine in good working condition.

Be sure you have your cord, foot pedal, and accessories. Please bring your manual if you are not familiar with your machine. Class time is dedicated to the project at hand, not individual machine issues. If you would like to learn how to operate your machine, we offer Basic Sewing classes or you can schedule a private lesson. Bring basic sewing supplies to all classes such as scissors, straight pins, seam gauge and any other favorite sewing tools. If you do not own a machine, you are welcome to use one of ours.

- Payment is required at the time of registration.
- A full refund is given for any cancellation made 7 days in advance.
- Class enrollment below minimum requirement is subject to cancellation with full refund.
- Can't bring your machine; no problem, you are welcome to use ours. Please tell us that you need to use ours when signing up.
- Embroidery Club registration closes 3 days prior to class date. Supply lists may be downloaded from our Google calendar on our website: kramersews.com or we can mail or email them to you.
- **Please notify us if you cannot attend a class; often, there is a waiting list.**

Private Classes with Susan

If you would like to learn to sew something special or learn the ins and outs of your sewing/embroidery machine or serger, a private class might be a good option for you. We offer one-on-one private classes as well as small group lessons. Please call Kramer's to schedule your class.

All classes need to be prepaid. Our cancellation policy will apply to all private classes.

Rates: One-on-one sewing lesson \$100 for 2 hours.
Group Class 2-3 students \$150 for 2 hours.
Group Class 4-6 students \$240 for 2 hours.



Where Are The Classes For My Software?

Do you own older software? We are happy to assist you with updating/upgrading and/or answering basic questions. Call Kramer's to schedule a refresher class on most older software programs purchased from our store, 513-891-5005.

Sewing with Susan True

Sewing Machine Basics

This class will cover the basics of using a sewing machine. Learn how to thread your machine and wind a bobbin plus explain the function buttons on your machine and sample some presser feet. If you have never really known what your machine is capable of, this class is for you! You will leave the class feeling confident to start your first sewing project or re-start sewing again. **Hands-on class. Bring your machine in good working condition, thread and basic sewing supplies. Only 4 people per class.**

Thurs	Oct 4	10a - 12 or 6p - 8p	\$50
Thurs	Nov 1	10a - 12 or 6p - 8p	\$50

Learn to Sew - Appliqué

Learn the ins and outs of your sewing machine to do a pretty satin stitch, how to do curves and corners and so much more! We will also cover the blanket stitch, how to do a folded edge appliqué and what products to use for fusing. **You will need your sewing machine, an open-toe foot and your many questions. We will supply fabric and stabilizer. Only 5 people per class.**

Thurs	Oct 25	1p - 5p	\$40
-------	--------	---------	------



Serging with Susan True

"Capsule Serger Virtual Class" - Discover ways to integrate the overlocker into everyday sewing while creating a capsule wardrobe. Quarterly lessons will focus on creating two or more seasonal pieces in conjunction with Indie pattern designers and Bernina ambassadors. No serger needed for first class, intro class is video only.

"Underwear"

Create your own boutique-worthy collection of undergarments. Master these techniques and add them to your sewing skills.

Virtual	Wed	Sept 5	10a - 12	\$15
---------	-----	--------	----------	------

"Outerwear"

Love a wardrobe staple that spans the season by making your own coat or cardigan!

Virtual	Wed	Nov 7	10a - 12	\$15
---------	-----	-------	----------	------

Overlock Basics

Learn how to thread your overlock correctly, troubleshoot tension, and how and what are all those dials? **Need to bring your overlocker and 4 cones of thread, plus stretch thread (Kramer's has many different colors).**

Hands-on	Thurs	Sept 27	10a - 12	\$50
Hands-on	Thurs	Sept 27	6p - 8p	\$50

SUSAN TRUE CLASSES

Ongoing Education and Embroidery Education

Anita Goodesign Project Class (Hands-on class)
 Love doing in-the-hoop embroidery projects? Every month features projects teaching new and fun techniques. You will receive designs and project instruction to make more. Kit fee may be applied. ***Please note registration deadlines. No refunds or transfers are given after registration deadlines. Kit fees are non-refundable.**

	\$30/Class		(Kit fee varies with monthly project.)		
Thurs	Sept 6	9a - 12	^O _R	1p - 4p	*8/31
Thurs	Oct 11	9a - 12	^O _R	1p - 4p	*10/5
Thurs	Nov 8	9a - 12	^O _R	1p - 4p	*11/2
Thurs	Dec 6	9a - 12	^O _R	1p - 4p	*11/30
Fri	Sept 7	1p - 4p			*8/31
Fri	Oct 12	1p - 4p			*10/5
Fri	Nov 9	1p - 4p			*11/2
Fri	Dec 7	1p - 4p			*11/30

Virtual Classes and Project Classes

Kramer's Sew and Vac offers virtual classes in sewing, embroidery and serging; for any make or model.



Do not bring your machine.

Machines may be set-up for you to try the different techniques discussed in class. Enjoy fellowship with others, enthusiasts and learn new tips and ideas. You will also receive a CD of the program.

Bernina Sewing Club:

“Vintage Made Modern” Old is always new again! Revisit heirloom sewing techniques to give your modern project a retro feel. **Reverse Pattern Foot with Clear Sole #34/34C/34D, Presser Foot for Eyelet Embroidery #92, Eyelet Embroidery Attachment #82, Embroidery Foot with Clear Sole #39.**

Fri Sept 28 1p - 3p \$15

“Stitch Outside the Box” Bernina machines offer incredible variety of stitch designs preset in the machine... but why limit yourself? Dive into Stitch Designer and create your own custom patterns! **Sideways Motion Foot #40C**

Fri Oct 26 1p - 3p \$15

“Sashiko 2.0” Sashiko stitching is a Japanese form of embellishment that is traditional hand-stitched. Take ancient inspiration to your machine with these tricks and accessories! **Cordonnet Foot #11, Walking Foot #50**

Fri Nov 30 1p - 3p \$15

Bernina Embroidery Club

This class will now be shown an hour before Embroidery project class. (Students registered for only the video class - do not bring a machine.) Bring your lunch.

Embroidery Project Class

Hands-on Class. Bring lunch. **Only 5 people per class.** Embroidery Club focuses on machine embroidery techniques, stabilizers and embroidery placement.

Kit fee may be applied and may vary with project. Bring embroidery machine in good working order, embroidery hoop, power cord and embroidery thread.

***Please note registration deadlines. No refunds or transfers are given after registration deadlines. Kit fees are non-refundable.**

“X Marks the Spot” - This class will explore the different ways to place a design where you want it to be. Embroider on a ready-made sweatshirt and discuss some of the do's and don'ts of placement. Learn the tips and techniques for embroidering on knit fabrics. **A ready-made sweatshirt will be needed.**

Project	Wed	Sept 12	12 - 5p	\$40	*8/31
Virtual Only	Wed	Sept 12	12 - 1p	\$15	
Project	Thurs	Sept 13	12 - 5p	\$40	*8/31



No class in October

“Embroidery Elegance” Yes, you can embroider on satins and velvets! This lesson will provide some tips and tricks to make embroidering on these “difficult” fabrics easy. **Supporting pattern: Classic Fold-Over Clutch.**

Project	Wed	Nov 14	12 - 5p	\$40	*11/9
Virtual Only	Wed	Nov 14	12 - 1p	\$15	
Project	Wed	Nov 15	12 - 5p	\$40	*11/9

“Endless Embroidery” This class will explore Endless Embroidery using software as well as using machines with this feature. We will talk about how to create the designs and then stitch them out. **A pillowcase or item you would like to put an Endless Design on is required.**

Project	Wed	Dec 12	12 - 5p	\$40	*12/7
Virtual Only	Wed	Dec 12	12 - 1p	\$15	
Project	Thurs	Dec 13	12 - 5p	\$40	*12/7

CLASSES & MORE



Software Classes

General Software Class Guidelines

1. Please register for class. Registration closes a week before.
2. Install and test your software before arriving to class.
3. Print out your free workbook pages (if applicable) prior to class. Workbooks on CD are provided at time of purchase.
4. **Bring laptop, mouse, power supply, software dongle and workbook pages (if applicable) to all software classes!**
5. Arrive 15 minutes before class to set-up.



FTCU to the Next Level Classes by Floriani

Prerequisite: You must complete FTCU 1, 2, 3 classes and be confident in navigating the software before attending these FTCU Next Level classes.

Need to edit a design or create a design from an illustration? These two classes go in-depth with FTCU.

6p - 8p Free for Kramer's Customer /\$50

Tues Sept 4 **FTCU Edit** Only Class

Tues Sept 11 **FTCU Digitize** Only Class



Call Kramers to get on the list for the NEW 2019 Block of the Month

Quilting and More

with Shanthi Rajan



EZ Strip Quilt

Learn how to piece quilt blocks on point and add setting triangles to make this stunning quilt that is sure to get many compliments.

\$50


Tues	Nov 20	10a - 1p	Class #1
Tues	Dec 18	10a - 1p	Class #2

Barbed Wire Quilt

This is a Jelly Roll friendly quilt that goes together easily. Meets 2 times.

Click on "Classes" tab at Kramesews.com

Tues	\$50
Oct 30	10a - 1p
Nov 27	10a - 1p



Star Medallion Quilt

Beautiful quilt with some paper piecing. Kits featuring the Dreamer Collection fabrics and pattern may be available online. Some of the Dreamer collection fabrics are available at The Quilters Studio of Loveland.

Contact Shanthi if you need additional information about this quilt. Meets 3 times. **\$75 for this class.**

Tues	Sept 25	10a - 1p	#1
Fri	Oct 12	10a - 1p	#2
Tues	Oct 23	10a - 1p	#3

And CLASSES

Quilting and More with Shanthi Rajan

Bag of the Month Club:

Please make sure you purchase pattern ahead of class and follow the supply list listed. Cutting ahead of class is recommended only if you are comfortable. Standard sewing and quilting supplies are necessary... Join us. See sample and purchase pattern at Kramer's. Supply list on Kramer's Google calendar.

Hello Pouch Bag \$25

Sept 11 10a - 1p



Sublime Bag \$50

Oct 9 10a - 1p
Nov 13 10a - 1p



Clam up Bag \$25

Dec 11 10a - 1p



Essential Bag \$50

Nov 16 10a - 1p
Dec 21 10a - 1p



Poinsettia Table Topper



This stunning table topper is paper pieced. This is a Quiltworx pattern by Judy Neimeyer. It comes with a lot of detailed instructions. Please bring your pattern and stated supplies to class. We will be doing all the cutting in the first class as I guide you through them step- by-step.

This project requires Intermediate quilting skills.

\$75

Tues	Sept 18	10a - 1p	#1
Tues	Oct 16	10a - 1p	#2
Fri	Nov 9	10a - 1p	#3



Ruler Quilts

Ruler work is all the rage. Enjoy this block a month sampler learning to quilt with rulers. This block a month sampler uses the Westalee Ruler pack. Supply list on Kramer's Google calendar. Click on "Classes" tab at Kramersews.com

Sat	\$25/class
Sept 8	10a - 1p
Oct 13	10a - 1p
Nov 10	10a - 1p
Dec 8	10a - 1p

B.O.M Block of the Month

Quilter's Patch

This Block of the Month has had a great response. Some of the participants are almost finished! For those of you who are still working on this quilt, classes will be offered on the first Tuesday of each month until December. You must sign up for class. If you need further help, I am always available. See the display in store for the next Block of the Month that begins in January 2019. Click on "Classes" tab at kramersews.com Psssst.....See page 4 for the NEW BOM.



Tues	\$25/class
Sept 4	10a - 1p
Oct 2	10a - 1p
Nov 6	10a - 1p
Dec 4	10a - 1p

Bernina Ruler Work Sampler

Offering this class to help many of you who already have a set of Bernina rulers and have expressed interest in a ruler quilting class using them. Learn to quilt linear and curvy designs. Bring your quilt tops to class to discuss and share ruler quilting ideas.



Friday	\$25/class
Sept 7	10a - 1p
Oct 5	10a - 1p
Nov 2	10a - 1p
Dec 7	9a - 12



Software, Scan-N-Cut & Embroidery with Errica

Software Classes

General Software Class Guidelines

1. Please register for class. Registration closes a week before.
2. Install and test your software before arriving to class.
3. Print out your free workbook pages (if applicable) prior to class. Workbooks on CD provided at time of purchase.
4. **Bring laptop, mouse, power supply, software dongle and workbook pages (if applicable) to all software classes.**
5. Arrive 15 minutes before class to set-up.

Bernina V8.1 Software - Workbook Classes

Learn how to get the most out of your software and create one of a kind embroidery designs using Bernina V8.1 Designer Plus. V8, V7, and Editor V7 students also welcome.



1p -3p	Free Kramer's Customer / \$50	
Wed	Sept 26	Bring Workbook 1
Wed	Oct 24	Bring Workbook 2
Wed	Nov 28	Bring Workbook 3

Bernina V8.1 - Virtual Club Software Inspired


Get more creative inspiration through video presentations from Bernina. Written instructions are provided along with a CD and designs. V8 students are welcome.



3:30 -5:30p	\$15 Kramer's Customer / \$50	
Wed	Sept 26	Embroidery Canvas Magic Wand Tools
Wed	Oct 24	Artwork Canvas Smart Fill Tool

Brother - PE Design 10 or Next

Get to know your software. You can create amazing designs with this fully featured digitizing software. Digitize from a photo or illustration or nothing at all.



9a - 11a	Free for Kramer's Customer /\$50	
Sat	Sept 15	Layout & Editing
Sat	Oct 6	Design Center & Design Database
Sat	Nov 3	Pattern Creator & Font Creator

Brother - BES Letter 4 Dream Edition

This software is more than just a lettering/monogramming program. Create split designs, word collages, Scan-N-Cut files and more with ease.



1p - 3p	Free for Kramer's Customer / \$50	
Wed	Sept 5	Part 1 - Baselines, Importing
Wed	Oct 10	Part 2 - Special Tools
Wed	Nov 7	Part 1 - Baselines, Importing
Wed	Dec 5	Part 2 - Special Tools

Brother - Simply Appliqué

Works perfectly with your Scan-N-Cut. Edit existing appliqué designs or create appliqué from nothing. Each class covers the same information. Choose the date that works with your schedule.



3:30 -5:30p	Free for Kramer's Customer /\$50	
Wed	Sept 5	
Wed	Oct 10	
Wed	Nov 7	
Wed	Dec 5	

Brother - Canvas Workspace



CanvasWorkspace

Learn how to create with free software from Brother. Class will cover online and PC versions. Must bring laptop, mouse and power cord. Software must be installed prior to class.

6p - 8p	\$20 Per Class	DO NOT BRING SCAN-N-CUT
Wed	Sept 5	Part 1 - Intro to Tools and Navigation
Wed	Oct 10	Part 2 - Importing and Editing
Wed	Nov 7	Part 1 - Intro to Tools and Navigation
Wed	Dec 5	Part 2 - Importing and Editing

Design Transfer Class

Move designs from the computer/CD/USB to an embroidery machine and back. This class will provide you with lots of practice on transferring, unzipping and organizing designs. Class is for customers with current model Brother/Bernina machines purchased at Kramer's. Class will also cover BuzzExplore and Perfect Stitch Viewer. See General Software Guidelines for what to bring.

		\$15 Class	
Wed	Sept 26	6p - 8p	or
Wed	Nov 28	3:30 - 5:30p	

Embroidery Support Classes

Embroidery 411

**Help, they bought me an embroidery machine online!
Now What?!**

Learn the basics of navigating your new machine. This class is for owners of current model 4x4 or 5x7 Brother embroidery machines which are no older than 3 years and not purchased at Kramer's Sew and Vac. Machine must be in good working order. **Bring embroidery machine, embroidery arm/module, 4 x 4 hoop, power cord, USB cable/stick, embroidery foot.**



Please arrive 15 minutes early to set up.

***Registration deadline. Review class policies.**

Wed	Oct 24	* 10/19	6p - 8p	\$50
Sat	Dec 29	*12/21	11:30a - 1:30p	\$50

All Bernina, Brother and Scan-N-Cut software classes require you to bring a laptop, power cord and mouse.

Brother Scan-N-Cut Classes

Learn the basics of this great crafting appliance.

1. Please register at least a week before class.
2. Arrive 15 minutes before class to set-up.
3. Bring Scan-N-Cut machine, power cord and all accessories to all classes.

***Note registration deadlines. Review class policies.**

	Sat		Free for Kramer's Customers or \$30/Class
9/15 *9/7	11:30a - 1:30p	#101	Intro, Help & Maintenance
10/27 *10/19	9a - 11a	#102	Patterns Plus
11/3 *10/26	11:30a - 1:30p	#103	Scan Options
12/29 *12/21	9a - 11a	#101	Overview



Brother Scan-N-Crete

Holidays are here. Let's create one-of-a-kind gifts.

1. Please register a minimum of 7 days prior to class time.
2. Arrive 15 minutes before class to set-up.
3. Bring Scan-N-Cut machine, power cord and all accessories to all classes.

PREREQUISITE: 101, 102, 103 and Canvas Workspace

Sat	Class fee \$35 per class, includes supplies.			
Sept 29	9a - 11a	*9/21	Cards	Holiday
Sept 29	11:30a - 1:30p	*9/21	Heat Transfer Vinyl	Holiday
Oct 6	11:30a - 1:30p	*9/28	Etched Glass	Monogram
Oct 27	11:30a - 1:30p	*10/19	Fabric Appliqué	Holiday

A bit about Tommy Lawson

Here's the story of a guy named Tommy Who started out by sewing up a quilt The first turned out so well, he made others Each one was finely built. Then along came little Ellie and her dresses He didn't know what he was doing, he just did, Followed by Max, whom he made shirts for His preschool dubbed him "coolest shirted kid" Then he began to sew men's button-down shirts They were such a hit, and so wonderfully unique, So by popular demand, it wasn't long, Before he was creating women's wear, too. And now there's classes Not one, but two!!!



Have a look and see which one you'd like to do. Both of these projects were chosen to enable a new sewist to conquer that fear of "I'd love to be able to make a little dress or shirt, but I just don't know how." You will be able to do this!



Sewin' time, and the learnin' is easy...



Both classes are for the first time garment maker. Each is a series of three, three hour sessions. The first class session will include understanding hard copy and digital patterns and their instructions, sewing terms to be used and applied, tools and their uses, sizing and measurements, addressing what you need to know before making your fabric purchase, and some hands on practice of techniques used when working with fabric and finishing seam allowances. The second and third class sessions are when the actual garment will be cut and constructed.



Class 1: Geranium Dress (3 - 3 hour sessions)

In this class, you must already be familiar with sewing machine basics. **Bring your sewing machine to each session.**

(Check with Kramersews.com for materials list!)

Only 4 people per class. 9 hours for \$75

Thurs	Sept 27	1p - 4p
Thurs	Oct 4	1p - 4p
Thurs	Oct 18	1p - 4p



Class 2: Versatile Pullover Shirt (3 - 3 hour sessions)

In this class, you must already be familiar with sewing machine basics. **Bring your sewing machine to each session.**

(Check with Kramersews.com for materials list!)

Only 4 people per class. 9 hours for \$75

Thurs	Oct 18	9a - 12
Thurs	Oct 25	9a - 12
Thurs	Nov 1	1p - 4p

KRAMER'S SEW & VAC

9907 Montgomery Rd.



BERNINA

Accessory of the Month

- *August 25% off Echo Quilt #44C
- *September 25% off Multi-Directional #40C
- *October 25% off Cordonnet Foot #11
- *November 25% off Magnifying Lens Set

NEW **PRODUCTS**

*LONGARM QUILTING THREADS!
So Fine, NEW Aurifil colors, King Tut and Bottom Line

*Quilting Rulers by Westalee and
Angela Walters

*Handi-Quilter Rulers

*Slimline,
portable and table top
Daylight lamps!